

To
The Principal,
Science college, Konkorada
Konkorada, Ganjam (Odisha)

Sub :- Submission of Feedback committee Report on student's feedback: 2018-19

Sir,

We, the feedback committee, are pleased to inform you that after collecting and analyzing the feedback data we do hereby present the feedback analysis report on the student's feedback for the academic session 2018-19. The report encapsulates the insights and suggestions gathered from the stakeholders.

Feedback Committee

IQAC Coordinator
Science College, Konkorada
Ganjam

- ① Santosh Kumar Padhy, Coordinator
- ② Susanta Kumar Sahu (HOD Math)
- ③ Anjanay Pruthi (HOD Education)
- ④ Prakash Chandra Sena (HOD odie)
- ⑤ Umakanta Pattanayak
- ⑥ Himansu Sekhar Padhy (HOD in IT)
- ⑦ Asharani Pattanayak (HOD Commerce)

Enclosure : Feedback Analysis Report 2018-19

6. Transparency: We have assured students that the results of the feedback survey will be shared with the college community, ensuring transparency and accountability. The steps that the feedback committee should follow has been given below.

There are four stake holders of the college

1. Student
2. Teacher
3. Parents
4. Alumni

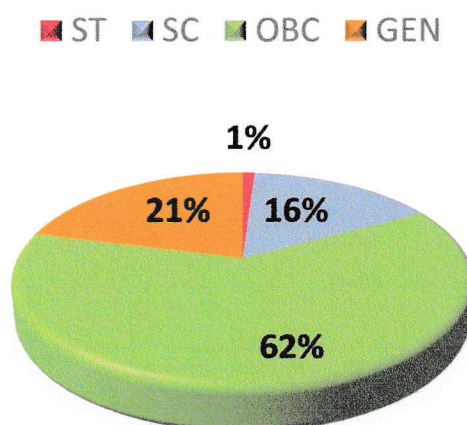
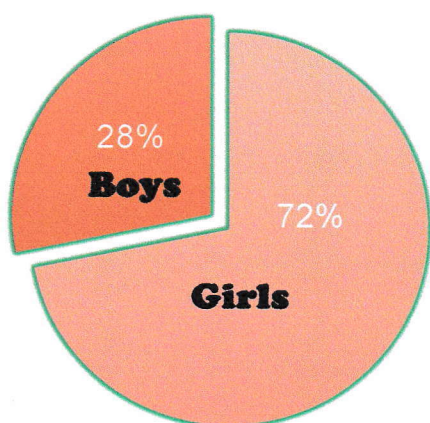
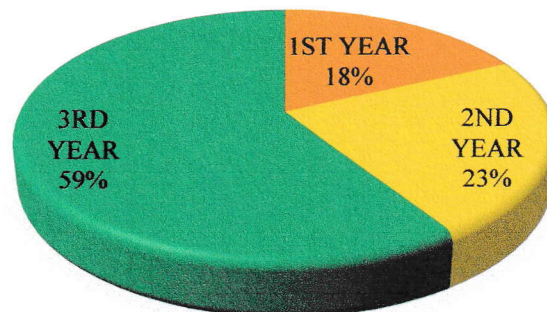
Student Feedback Report 2018-19

Introduction:

In the academic year 2018-19, our college conducted a comprehensive feedback survey to gauge the satisfaction levels and opinions of our students across various aspects of the institution. The collected data has been meticulously analyzed to identify strengths and areas for improvement. Here, we present a detailed and comprehensive feedback analysis based on the provided table.

We have chosen 100 students at random, to diagnose the strengths and weakness from the perspective of the students. The questionnaires comprises of various aspects such as infrastructures, academics, governance and implementation of ICT tools etc.

Out of the 100 random students there are 72 female students and 28 male students. 59 from final year, 23 from second year and 18 from 1st year students. Moreover 62 OBC, 21 general 16 SC and 1 ST students has exercised their feedback.








After successful collection of the data from the students, the data were tabulated and analysed in MS Excell. Here we have introduced a rating system to evaluate the performance of the various aspects of the college. The aspects were rated on a 5 point scale where weightage has been given to 5 responses. The “ Excellent “, “Very good “, “Good”, “Average “ and “Bad” have the grade 5 ,4,3,2 and 1star respectively. Accordingly the final cumulative star has been found by adding all the weightage (Star) of number of responses.

Table Summary:

After setting the questionnaires and distributing them to the random 100 students irrespective of the class, gender, stream, caste, departments,we collected the requisite data for feedback analysis. Our goal is to reachdiverse sections of the student so that they can represent each sections.

Student Feedback 2018-19

Sl. No.	Aspects	 Excellent	 Very good	 Good	 Average	 Bad	Cummulative Star
1	Syllabus	63	20	9	6	2	4.36
2	Lecturer's performance	67	18	7	3	5	4.39
3	Infrastructure	12	17	48	19	4	3.14
4	Cleanliness	19	18	39	21	3	3.29
5	Sports	51	12	28	8	1	4.04
6	Co-curricular activity	61	11	16	11	1	4.2
7	Examination	77	18	4	1	0	4.71
8	Career Counselling	8	24	42	24	2	3.12
9	Library Facility	31	11	20	30	8	3.27
10	Skill Development	19	15	39	24	3	3.23
11	Mentor -Mentee system	41	19	24	11	5	3.8
12	Admission Procedure	76	17	10	1	0	4.8
13	Parking	27	9	18	37	9	3.08
14	Seminar	70	16	5	8	1	4.46
15	Scholarship	69	10	13	8	0	4.4
16	Adv.-Slow learner system	65	13	10	7	5	4.26
17	Student Teacher relation	66	12	9	10	3	4.28
18	Study tour	42	35	17	5	1	4.12
19	Grievance redressal	24	26	29	14	7	3.46
20	Ragging free campus	82	8	9	2	1	4.74
21	Coverage of syllabus	72	9	14	4	1	4.47

Overall rating of the college
Taking average of cumulative stars of the all 21 Aspects

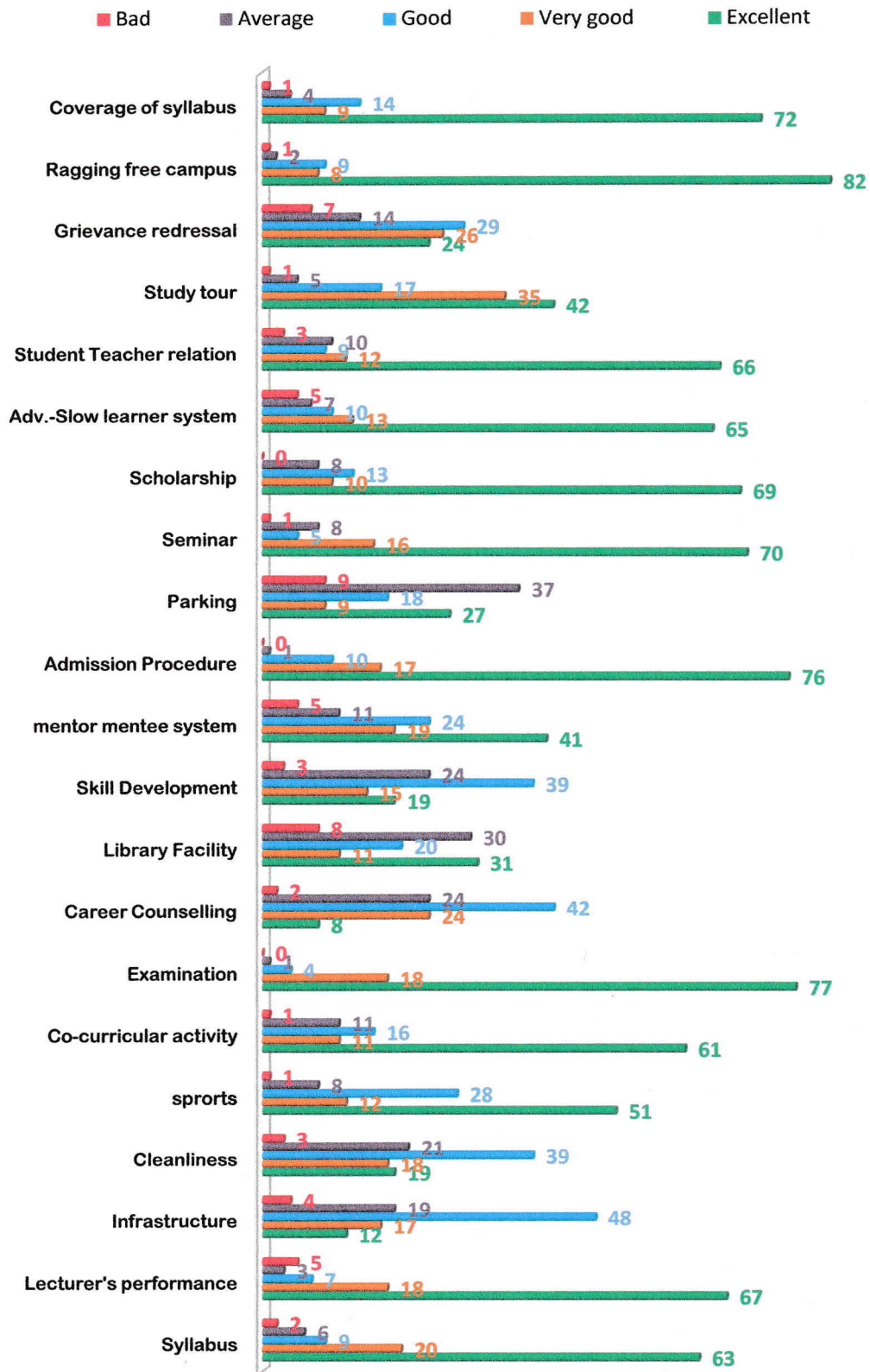
3.98



Out of 5 star rating

The above data is was plotted in MS Excel and the following charts has been obtained. Here, the numbers to the right hand side of the bar indicates the % of the students opted for the corresponding options.

STUDENTS' FEED BACK 2018-19



Overall Observations:

The feedback data reflects a generally positive perception of our college among students. Most aspects received ratings above 3 stars, indicating that the majority of students found these areas to be satisfactory. This is a commendable achievement, suggesting that our institution is meeting the expectations of its students.

Strengths:

1. Ragging-Free Campus (Cumulative Star: 4.74): This aspect received the highest cumulative star rating, indicating that our efforts to maintain a safe and welcoming environment have been highly successful. It reflects positively on our commitment to ensuring the well-being of our students.

2. Admission Procedure (Cumulative Star: 4.8): Our admission procedure has been well-received, with students rating it very highly. This demonstrates our efficiency and transparency in the admission process.

3. Examination (Cumulative Star: 4.71): Students are satisfied with the examination process, which is a crucial aspect of their academic journey. This high rating reflects positively on our examination system's fairness and effectiveness.

4. Coverage of Syllabus (Cumulative Star: 4.47): The majority of students feel that we adequately cover the syllabus, indicating that our curriculum planning aligns with their academic needs.

5. Student-Teacher Relationship (Cumulative Star: 4.28): Building positive relationships between students and teachers is essential for effective learning. The high rating suggests that our faculty is successful in fostering these relationships.

Areas for Improvement:

1. Infrastructure (Cumulative Star: 3.14): While infrastructure plays a vital role in the college experience, it received a relatively lower rating. Investing in infrastructure upgrades and maintenance should be considered to enhance the overall campus environment.

2. Cleanliness (Cumulative Star: 3.29): Maintaining a clean campus is essential for a conducive learning environment. The feedback suggests a need for improved cleanliness measures and regular upkeep.

3. Library Facility (Cumulative Star: 3.27): The library is a critical resource for students. The rating indicates that students feel there is room for improvement in terms of the library's resources and services.

4. Parking (Cumulative Star: 3.08): Adequate parking facilities are important for the convenience of students and staff. Addressing parking concerns and expanding available space may be necessary.

5. Grievance Redressal (Cumulative Star: 3.46): Students have provided feedback about the grievance redressal process. Evaluating and streamlining this process could lead to higher satisfaction in this area.

Key Takeaways:

1. Building on our strengths, such as maintaining a ragging-free campus and an efficient admission procedure, can further enhance the overall student experience.
2. Addressing the areas for improvement, including infrastructure, cleanliness, library facilities, parking, and grievance redressal, should be a priority to create a more favourable learning environment.
3. Continuous communication with students is essential to address their concerns and align our efforts with their expectations.

Conclusion:

This comprehensive feedback analysis serves as a valuable tool for our aided college to identify areas of success and those in need of improvement. It underscores our commitment to delivering a high-quality education experience and highlights the importance of ongoing efforts to meet and exceed student expectations. By addressing the areas identified for improvement, we can ensure that our college remains a place of excellence and growth for our students.

IQAC Coordinator
IQAC Coordinator
Science College, Konkorada
Ganjam

PRINCIPAL
Principal
SCIENCE COLLEGE
KONKORADA (Ganjam)