

To  
The Principal,  
Science college, Konkorada  
Konkorada, Ganjam (Odisha)

Sub :- Submission of Feedback committee Report on student's feedback: 2019-20

Sir,

We, the feedback committee, are pleased to inform you that after collecting and analyzing the feedback data we do hereby present the feedback analysis report on the student's feedback for the academic session 2019-20. The report encapsulates the insights and suggestions gathered from the stakeholders.

Feedback Committee , IQAC Coordinator  
Science College, Konkorada  
Ganjam

1. Santosh Kumar Purohit, Coordinator
2. Prakash Chandra Jena (HOD edis)
3. Udaykanta Pattanayak (ECO)
4. Susanta Kumar Sahu (HOD Meth)
5. Rabincha Behera (H.O.D Political Science)
- (6) Laxmanji Rout (HOD. Education)
- (7) Himansu Sekhar Padhy  
(HOD. IT)
- (8) Asharani Pattnaik (HOD Commerce)

Enclosure : Feedback Analysis Report 2019-20

## Student Feedback Report 2019-20

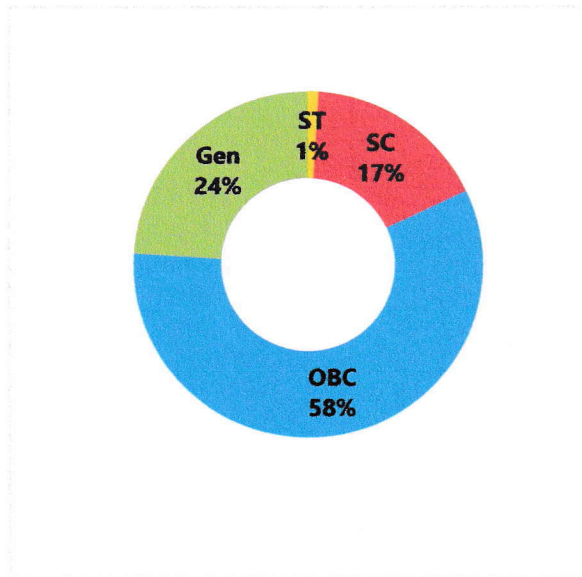
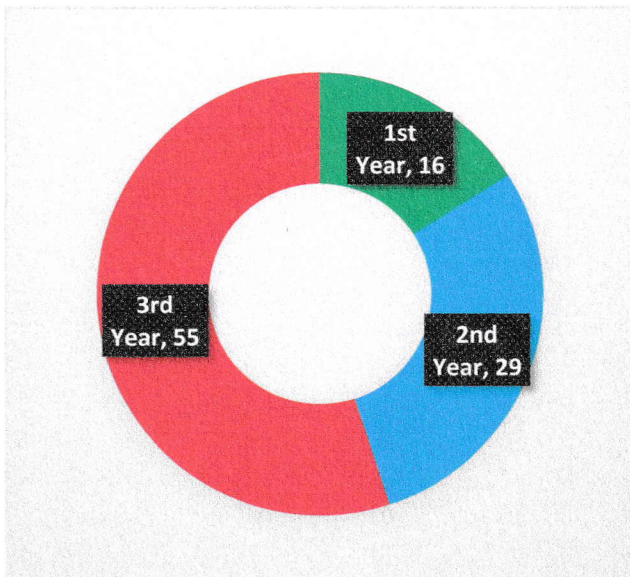
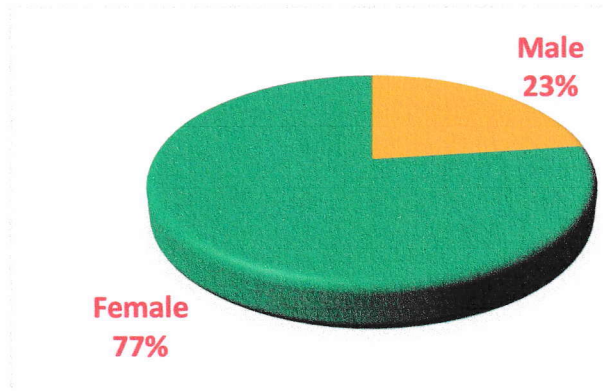
### Introduction:

In the pursuit of continuous improvement and to ensure the highest quality of education, we conducted a comprehensive feedback survey during the academic year 2019-20. We randomly selected 100 students from various backgrounds, including different classes, castes, streams, genders, and more, to collect their valuable insights on various aspects of the college experience. This report summarizes the feedback received and provides an in-depth analysis of each category.

### Summary of Feedback:

We have chosen 100 students at random, to diagnose the strengths and weakness from the perspective of the students. The questionnaires comprises of various aspects such as infrastructures, academics, governance and implementation of ICT tools etc.

Out of the 100 random students there are 77 female students and 23 male



students. 51 from final year, 28 from second year and 11 from 1<sup>st</sup> year students. Moreover 67 OBC, 18 general 13 SC and 2 ST students has exercised their feedback.

After successful collection of the data from the students, the data were tabulated and analysed in MS Excell. Here we have introduced a rating system to






evaluate the performance of the various aspects of the college. The aspects were rated on a 5 point scale where weightage has been given to 5 responses as follow.

Excellent	5 star
Very good	4 star
Good	3 star
Average	2 star
Bad	1 star

Accordingly the final cumulative star has been found by adding all the weightage (Star) of number of responses.



### Student Feedback 2019-20

Sl. No.	Aspects	Excellent 	Very good 	Good 	Average 	Bad 	Cummulative Star
1	Syllabus	68	15	15	1	1	4.48
2	Lecturer's performance	69	20	8	1	2	4.53
3	Infrastructure	19	27	16	37	1	3.26
4	Cleanliness	21	13	32	29	5	3.16
5	sports	69	11	12	4	4	4.37
6	Co-curricular activity	72	16	5	5	2	4.51
7	Examination	79	16	2	3	0	4.71
8	Career Counselling	11	29	31	19	10	3.12
9	Library Facility	38	24	22	9	7	3.77
10	Skill Development	23	18	37	20	2	3.4
11	Mentor mentee system	36	23	19	18	4	3.69
12	Admission Procedure	81	17	1	1	0	4.78
13	Parking	23	25	3	42	7	3.15
14	Seminar	61	19	15	3	2	4.34
15	Scholarship	64	13	13	6	4	4.27
16	Adv.-Slow learner system	60	13	21	3	3	4.24
17	Student Teacher relation	62	16	15	2	5	4.28
18	Study tour	47	41	6	3	3	4.26
19	Grievance redressal	27	12	24	34	3	3.26
20	Ragging free campus	85	9	3	2	1	4.75
21	Coverage of syllabus	82	6	6	5	1	4.63

**Overall rating of the college  
Taking average of cumulative stars of the all 21 aspects**

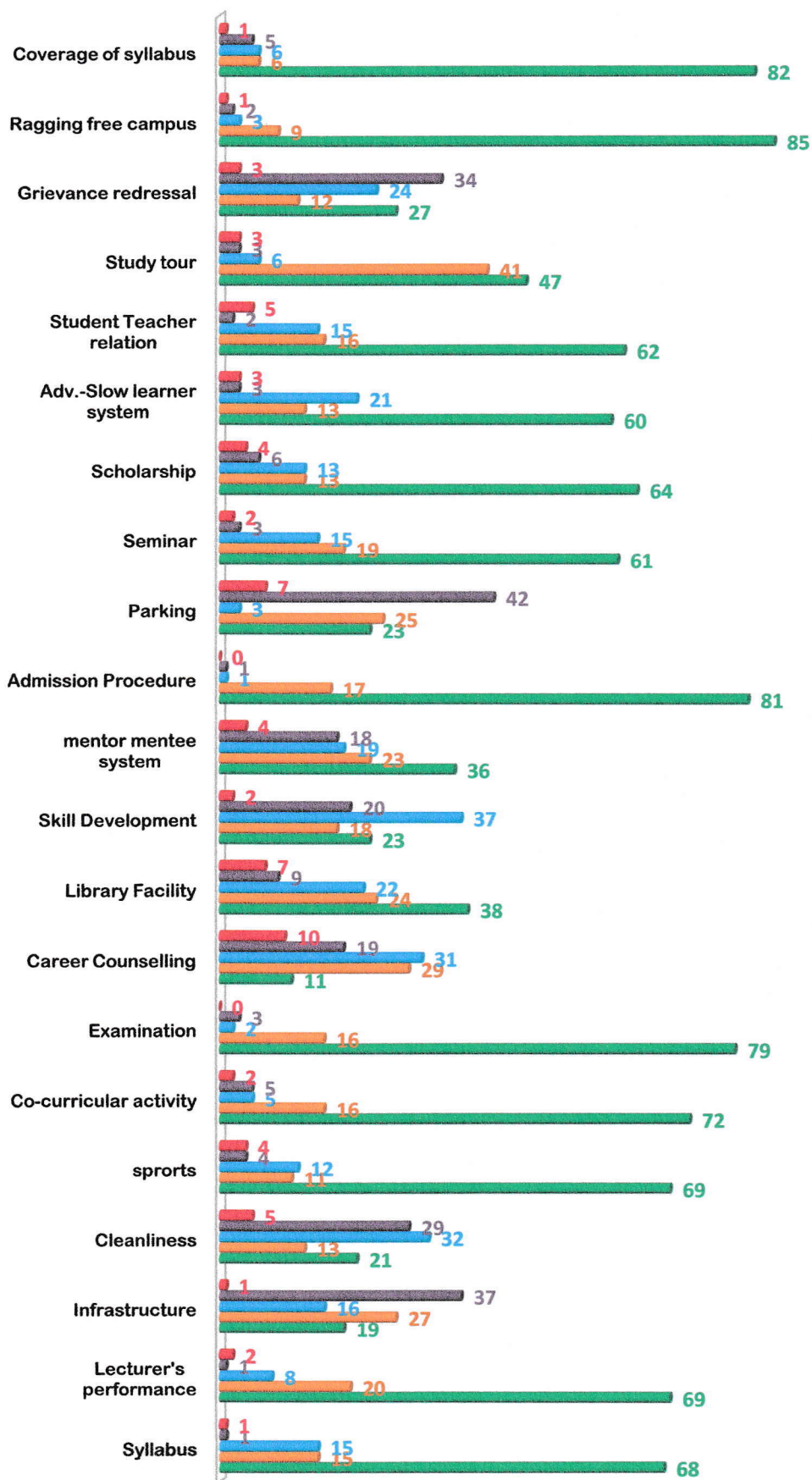
**4.04**



Out of 5 star rating

# STUDENTS' FEED BACK 2019-20

■ Bad ■ Average ■ Good ■ Very good ■ Excellent





## **Key Insights and Recommendations:**

**1. Academic Excellence:** The institution has received commendable feedback in various academic areas, with categories like "Examination," "Ragging Free Campus," and "Coverage of Syllabus" consistently receiving high ratings. This indicates that the academic aspects of the college are well-received by the students.

**2. Areas of Improvement:** However, there are areas that require immediate attention, such as "Infrastructure," "Cleanliness," and "Parking." These aspects received lower ratings, suggesting the need for enhancements in campus facilities and maintenance.

**3. Student Support Services:** "Career Counselling" and "Library Facility" have received moderate scores, indicating room for improvement in student support services and library resources.

**4. Holistic Development:** The feedback on "Co-curricular Activities," "Sports," and "Study Tours" is positive, reflecting a holistic approach to student development. These efforts should be continued and expanded.

**5. Communication and Grievance Handling:** "Grievance Redressal" and "Student-Teacher Relations" are areas where the institution can work on improving communication channels and addressing student concerns promptly.


## **Overall Rating:**

The cumulative star rating for the institution is 4.04, indicating an overall positive sentiment among the student body. While the institution has several strengths to build upon, it is essential to address the specific concerns raised in this feedback to provide an exceptional educational experience.

## **Conclusion:**

We are grateful to the 100 students who participated in this feedback survey, providing valuable insights into their college experience. The institution is committed to using this feedback to make continuous improvements that benefit the entire student community. We look forward to implementing action plans based on this feedback to enhance the overall quality of education and campus life.

  
**IQAC Coordinator**  
**IQAC Coordinator**  
Science College, Konkorada

  
**PRINCIPAL**  
Principal  
**SCIENCE COLLEGE**  
**KONKORADA (Ganjam)**